





































































31 100m Butterfly Women Heat





Official

Total

Rank	Competitor	Age	Club	RT	PTS	Result	
1	 Skidmore E...	18	 Trojans Swi...	0.76		1:03.29 Entry: 1:02.66 +0.63	Q
	25m: 13.83		50m: 29.77 (15.94)				
	75m: 46.35 (16.58)		100m: 1:03.29 (16.94)				
2	 Adams Maia	21	 Pirates Swi...	0.68		1:05.21 Entry: 1:04.80 +0.41	Q
	25m: 14.03		50m: 30.74 (16.71)				
	75m: 47.92 (17.18)		100m: 1:05.21 (17.29)				
3	 Botes Scarl...	15	 Napier Aqu...	0.76		1:05.37 Entry: 1:03.80 +1.57	Q
	25m: 13.79		50m: 30.00 (16.21)				
	75m: 47.22 (17.22)		100m: 1:05.37 (18.15)				
4	 Nicholls Lola	17	 Heretaunga...	0.75		1:06.10 Entry: 1:06.97 -0.87	Q
	25m: 13.84		50m: 30.63 (16.79)				
	75m: 47.91 (17.28)		100m: 1:06.10 (18.19)				
5	 Franklin Pa...	17	 Central Ha...	0.69		1:06.97 Entry: 1:07.11 -0.14	Q
	25m: 14.28		50m: 31.13 (16.85)				
	75m: 48.79 (17.66)		100m: 1:06.97 (18.18)				
6	 Foerster Lo...	16	 Greendale ...	0.55		1:07.63 Entry: 1:05.08 +2.55	Q
	25m: 14.66		50m: 31.75 (17.09)				
	75m: 49.90 (18.15)		100m: 1:07.63 (17.73)				
7	 Newman T...	15	 Enterprise ...	0.68		1:07.79 Entry: 1:06.02 +1.77	Q
	25m: 13.96		50m: 31.42 (17.46)				
	75m: 49.24 (17.82)		100m: 1:07.79 (18.55)				
8	 Hurley Kate	17	 Pirates Swi...	0.74		1:08.35 Entry: 1:07.46 +0.89	Q
	25m: 14.77		50m: 31.98 (17.21)				
	75m: 50.21 (18.23)		100m: 1:08.35 (18.14)				
9	 Percy Sadie	14	 Pirates Swi...	0.84		1:09.70 Entry: 1:08.21 +1.49	Q
	25m: 15.70		50m: 33.49 (17.79)				
	75m: 51.94 (18.45)		100m: 1:09.70 (17.76)				
10	 Sorenson ...	15	 SwimZone ...	0.74		1:09.77 Entry: 1:08.69 +1.08	Q
	25m: 14.83		50m: 32.11 (17.28)				
	75m: 50.79 (18.68)		100m: 1:09.77 (18.98)				

11	 Lott Annab...	15	 Napier Aqu...	0.58	1:10.33 Entry: 1:11.49	-1.16	Q
	25m: 15.20		50m: 33.04 (17.84)				
	75m: 51.46 (18.42)		100m: 1:10.33 (18.87)				
12	 Fisher Jaim...	27	 Enterprise ...	0.78	1:10.78 Entry: 1:07.12	+3.66	Q
	25m: 15.20		50m: 32.93 (17.73)				
	75m: 51.59 (18.66)		100m: 1:10.78 (19.19)				
13	 Stewart Lola	14	 Enterprise ...	0.64	1:11.88 Entry: 1:08.75	+3.13	Q
	25m: 15.16		50m: 33.44 (18.28)				
	75m: 52.74 (19.30)		100m: 1:11.88 (19.14)				
14	 Rudge Zya...	15	 Enterprise ...	0.75	1:13.39 Entry: 1:09.93	+3.46	Q
	25m: 15.34		50m: 33.81 (18.47)				
	75m: 53.43 (19.62)		100m: 1:13.39 (19.96)				
15	 Donnelly E...	15	 Greendale ...	0.78	1:16.13 Entry: 1:23.70	-7.57	Q
	25m: 15.14		50m: 34.24 (19.10)				
	75m: 54.67 (20.43)		100m: 1:16.13 (21.46)				
16	 Gollan Isab...	16	 Pirates Swi...	0.76	1:16.87 Entry: 1:18.31	-1.44	Q
	25m: 15.88		50m: 34.53 (18.65)				
	75m: 55.00 (20.47)		100m: 1:16.87 (21.87)				
17	 Barnes Sop...	12	 Central Ha...		1:16.97 Entry: 1:16.34	+0.63	Q
	25m: 16.72		50m: 36.40 (19.68)				
	75m: 56.63 (20.23)		100m: 1:16.97 (20.34)				
18	 Caviale-Del...	13	 Trojans Swi...	0.65	1:19.74 Entry: 1:19.64	+0.10	Q
	25m: 16.56		50m: 36.31 (19.75)				
	75m: 57.51 (21.20)		100m: 1:19.74 (22.23)				
19	 Bake Holly	16	 Trojans Swi...	0.69	1:19.79 Entry: 1:23.73	-3.94	Q
	25m: 16.09		50m: 35.72 (19.63)				
	75m: 57.20 (21.48)		100m: 1:19.79 (22.59)				
20	 Mananes E...	14	 Central Ha...	0.60	1:19.95 Entry: 1:27.12	-7.17	Q
	25m: 16.39		50m: 35.98 (19.59)				
	75m: 56.61 (20.63)		100m: 1:19.95 (23.34)				
21	 Williams Br...	12	 Enterprise ...	0.59	1:20.04 Entry: 1:14.68	+5.36	Q
	25m: 15.49		50m: 34.73 (19.24)				
	75m: 56.65 (21.92)		100m: 1:20.04 (23.39)				
22	 Fenwick Ha...	12	 Carterton S...	0.72	1:20.45 Entry: 1:23.49	-3.04	Q
	25m: 17.21		50m: 37.62 (20.41)				
	75m: 58.48 (20.86)		100m: 1:20.45 (21.97)				

23	 Martin Ruby	12	 Enterprise ...	0.66	1:20.68 Entry: 1:24.54 -3.86	Q
	25m: 17.04		50m: 37.58 (20.54)			
	75m: 58.83 (21.25)		100m: 1:20.68 (21.85)			
24	 McEntee K...	14	 Heretaunga...	0.74	1:22.41 Entry: 1:21.63 +0.78	Q
	25m: 15.48		50m: 35.06 (19.58)			
	75m: 57.36 (22.30)		100m: 1:22.41 (25.05)			
25	 Sherwin Oli...	15	 Kiwi West A...	0.79	1:22.64 Entry: 1:17.14 +5.50	Q
	25m: 16.47		50m: 37.24 (20.77)			
	75m: 59.41 (22.17)		100m: 1:22.64 (23.23)			
26	 Norman Es...	12	 Ice Breaker...	0.82	1:23.80 Entry: 1:20.50 +3.30	Q
	25m: 16.69		50m: 37.65 (20.96)			
	75m: 1:01.49 (23.84)		100m: 1:23.80 (22.31)			
27	 Neill Payton	14	 Heretaunga...	0.62	1:24.67 Entry: 1:25.86 -1.19	Q
	25m: 17.00		50m: 37.52 (20.52)			
	75m: 1:00.25 (22.73)		100m: 1:24.67 (24.42)			
28	 Barclay Bre...	12	 Enterprise ...	0.63	1:25.24 Entry: 1:25.83 -0.59	Q
	25m: 17.50		50m: 39.08 (21.58)			
	75m: 1:02.49 (23.41)		100m: 1:25.24 (22.75)			
29	 Bennetts S...	11	 Whanganui...	0.65	1:25.61 Entry: 1:21.16 +4.45	Q
	25m: 17.75		50m: 39.05 (21.30)			
	75m: 1:02.21 (23.16)		100m: 1:25.61 (23.40)			
30	 Travers Syl...	14	 Pirates Swi...	0.80	1:26.79 Entry: 1:28.30 -1.51	Q
	25m: 17.67		50m: 39.64 (21.97)			
	75m: 1:02.77 (23.13)		100m: 1:26.79 (24.02)			
31	 Baskett Molly	12	 Whanganui...		1:28.99 Entry: 1:31.04 -2.05	Q
	25m: 18.49		50m: 40.70 (22.21)			
	75m: 1:05.45 (24.75)		100m: 1:28.99 (23.54)			
32	 Paki Maia	10	 Whanganui...		1:42.32 Entry: 1:32.21 +10.11	Q
	25m: 20.31		50m: 45.95 (25.64)			
	75m: 1:13.75 (27.80)		100m: 1:42.32 (28.57)			
33	 Howard Kat...	12	 Napier Aqu...	0.87	1:46.15 Entry: 1:41.75 +4.40	Q
	25m: 21.15		50m: 48.07 (26.92)			
	75m: 1:17.63 (29.56)		100m: 1:46.15 (28.52)			
34	 Wang Xi	8	 Porirua City...		1:52.46	Q
	25m: 21.49		50m: 49.76 (28.27)			
	75m: 1:22.77 (33.01)		100m: 1:52.46 (29.69)			

35	 Timms Rylee	11	 Napier Aqu...	0.92	2:04.07 Entry: 2:04.00 +0.07	Q
	25m: 24.15	50m: 55.74 (31.59)				
	75m: 1:31.26 (35.52)	100m: 2:04.07 (32.81)				
-	 Knofflock A...	12	 Heretaunga...	0.65	DSQ	